



# FRIGIDAIRE

## Factory Parts Catalog

Product No.	DGMV174KFC	FGMV174KFC
Market	North America	North America
Color	stainless steel	stainless steel
Volts	120	120
Watts	1000	1000
Wiring Diagram	316495146	316495146
Owner's Guide	316902449en	316902449en
Installation Instructions	316495062	316495062

### Frigidaire

P.O. BOX 8020  
CHARLOTTE, NC 28262

This Catalog replaces 5995639738

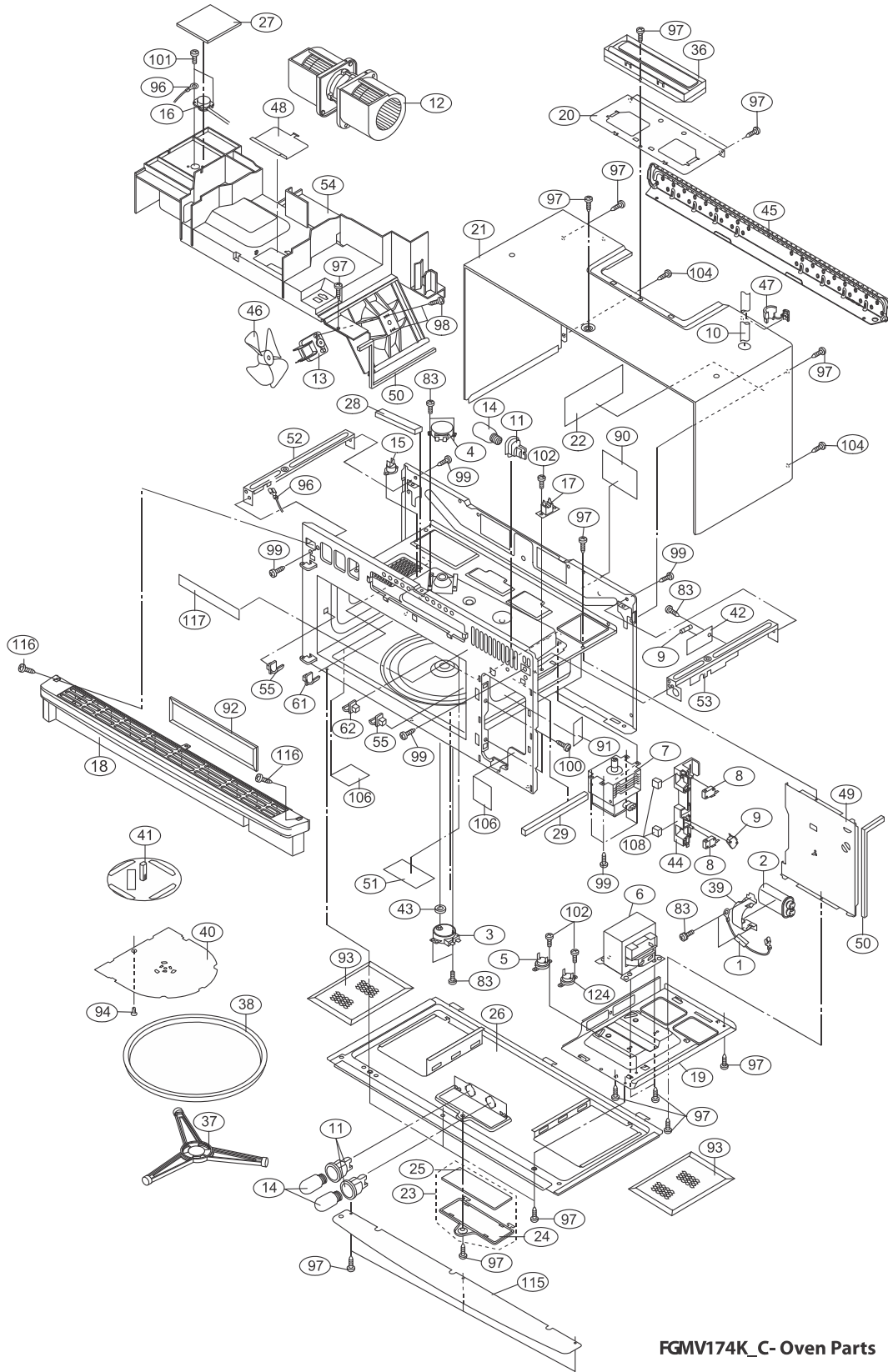
Publication No.  
**5995639803**

13/11/19  
(EN/SERVICE/KC)  
099

### OVER-RANGE MICROWAVE

Model No.  
DGMV174K / FGMV174K

**OVEN, CABINET**



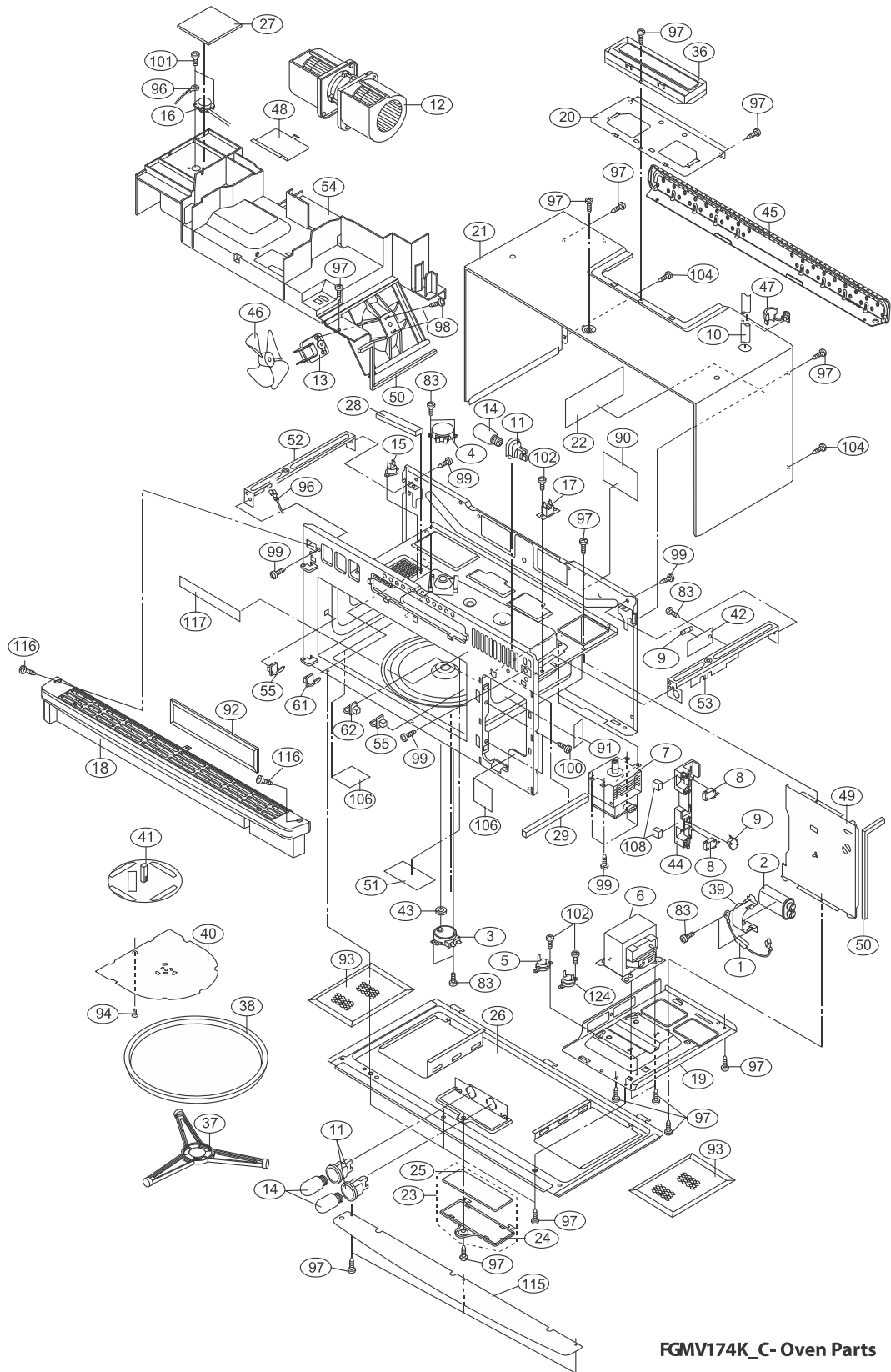
**FGMV174K\_C- Oven Parts**

**OVEN,CABINET**

*Model Index:* A DGMV174K (DGMV174KFC)  
B FGMV174K (FGMV174KFC)

POS. NO	PART NO.		DESCRIPTION
1 #	5304467670	A B	Rectifier, high voltage
2 #	5304470539	A B	Capacitor, high voltage
3 #	5304440021	A B	Motor, turntable
4 #	5304440022	A B	Motor, stirrer fan
5 #	5304440023	A B	Thermal Cutout, hood, 60C
6 #	5304468156	A B	Transformer, power
7 #	5304463439	A B	Magnetron
8 #	5304440026	A B	Switch, interlock, door sensor
9 #	5304467695	A B	Switch, monitor, w/ceramic fuse
10 #	5304440028	A B	Power Cord, electric
11 #	5304461117	A B	Socket, oven lamp
12 #	5304492945	A B	Motor, hood fan
13 #	5304448490	A B	Motor, cooling fan
14	5304440031	A B	Lamp, incandescent, 20 W, (3)
15 #	5304440032	A B	Thermal Cutout, oven cavity
16 #	5304440033	A B	Sensor, humidity, cook control
17 #	5303319550	A B	Fuse, magnetron
18	5304473796	A B	Grille, exhaust, stainless
19	5304473797	A B	Plate, base, right
20	5304468162	A B	Plate, rear stay
21	5304468164	A B	Cabinet, outer casing, black
22	5304473798	A B	Wiring Diagram, schematic, label
23	5303319573	A B	Lens/Frame Assy, lamp, black
24	5303319574	A B	Frame, lens holder, black
25	5303319575	A B	Lens, cooktop lamp, glass
26	5304473800	A B	Cover, unit base, black
27	5304468170	A B	Cushion, hood duct
28	5304468173	A B	Cushion, top panel, rubber
29	5304451500	A B	Cushion, magnetron
36	5304464343	A B	Damper Assembly, exhaust
37	5304481789	A B	Support Assy, turntable, roller
38	5304440285	A B	Tray, turntable, glass
39	5304468174	A B	Retainer, capacitor strap
40	5304468175	A B	Cover, stirrer fan
41 #	5304481790	A B	Stirrer Assembly
42 #	5304467698	A B	Filter, noise, electronic
43	5304467718	A B	Bushing, motor shaft, turntable
44	5304440289	A B	Latch Hook
45	5304468135	A B	Bracket, mounting plate, rear
46 #	5304468177	A B	Fan Blade, mag cooling fan
47	5304467721	A B	Bushing, grommet, power cord
48	5304468178	A B	Cover, oven lamp
49	5304468179	A B	Duct, hood intake, right side
50	5304468180	A B	Cushion, intake duct, seal
51	5304467727	A B	Lens, lamp filter
52	5304481791	A B	Support, chassis, left side, w/captive nut
53	5304481792	A B	Support, chassis, right side, w/captive nut
54	5304468183	A B	Duct, exhaust hood
55	5304467733	A B	Support, rack, front

**OVEN, CABINET**



**FGMV174K\_C- Oven Parts**

---

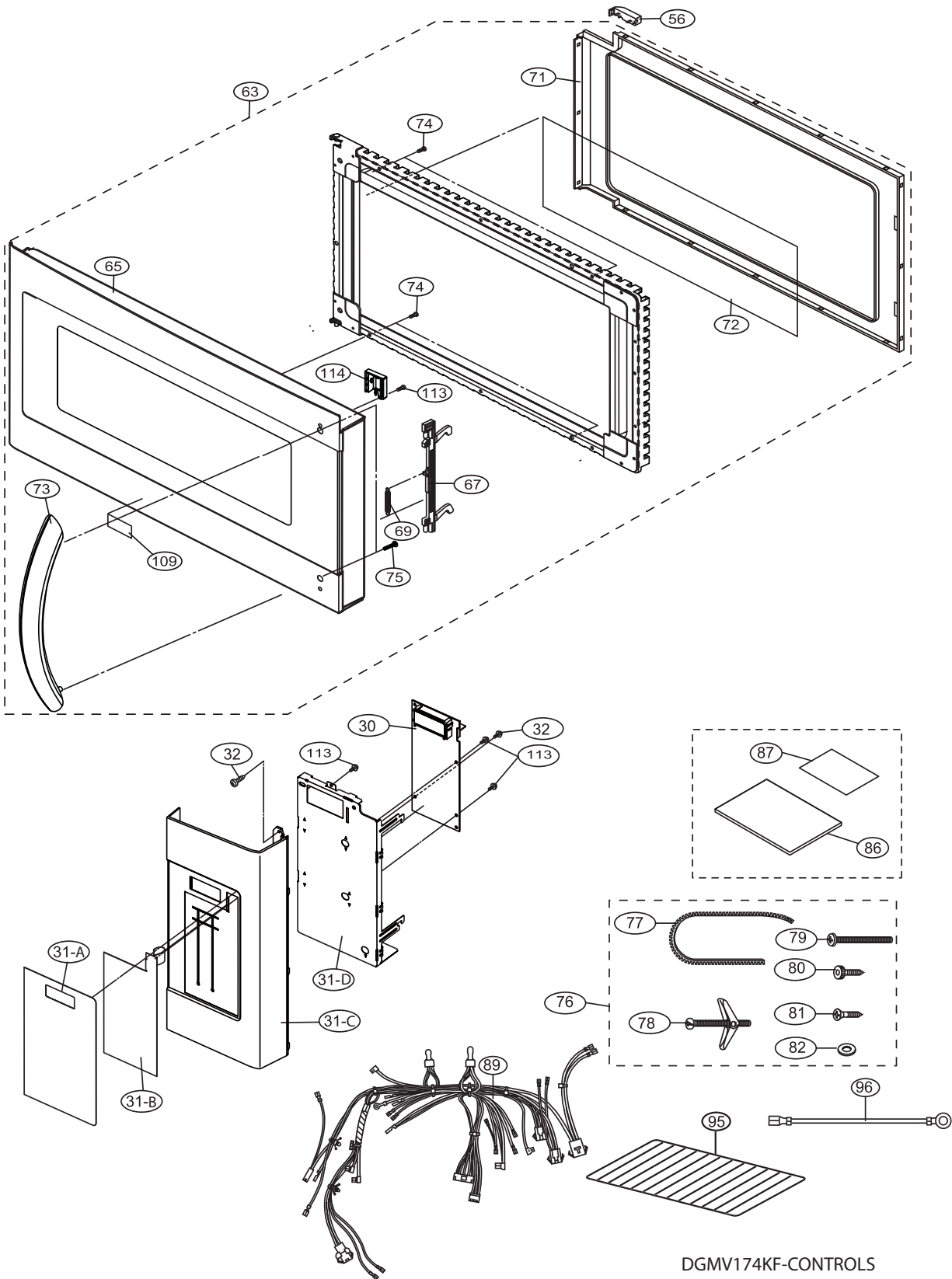
**OVEN,CABINET**


---

*Model Index:* A DGMV174K (DGMV174KFC)  
B FGMV174K (FGMV174KFC)

POS. NO	PART NO.		DESCRIPTION
61	5304467762	A B	Support, rack, left rear
62	5304467763	A B	Support, rack, right rear
83	5304451550	A B	Screw, 4 mm x 8 mm
90	5304467770	A B	Label, Caution-DHHS
91	5304467771	A B	Label, Caution-monitor
92 #	5304440335	A B	Filter, inside exhaust, charcoal
93 #	5303319568	A B	Filter, grease, (2)
94	5304467773	A B	Clip, canoe type, stirrer cover
96 #	5304467828	A B	Wire, ground
97	5304451552	A B	Screw, 4 mm x 8 mm, silver
97	5304467777	A B	Screw, 4 mm x 8 mm, black
98	5304462315	A B	Screw, 4 mm x 12 mm, ground
99	5304467780	A B	Screw, 4 mm x 8 mm, Tap Tight
100	5303319641	A B	Screw, (2)
101	5304467778	A B	Screw, 3 mm x 8 mm
102	5304467781	A B	Screw, 3 mm x 6 mm
104	5304451557	A B	Screw, 4 mm x 12 mm
106	5304468191	A B	Label, Caution-DHHS
108	5304467769	A B	Cushion, latch hook, pad
115	5304473803	A B	Deflector, black
116	5304467710	A B	Screw, 3 mm x 8 mm
117	5304473805	A B	Label, menu
124#	5304467699	A B	Thermal Cutout, cavity/hood fan, 70C

**CONTROL PANEL, DOOR, MISC.**



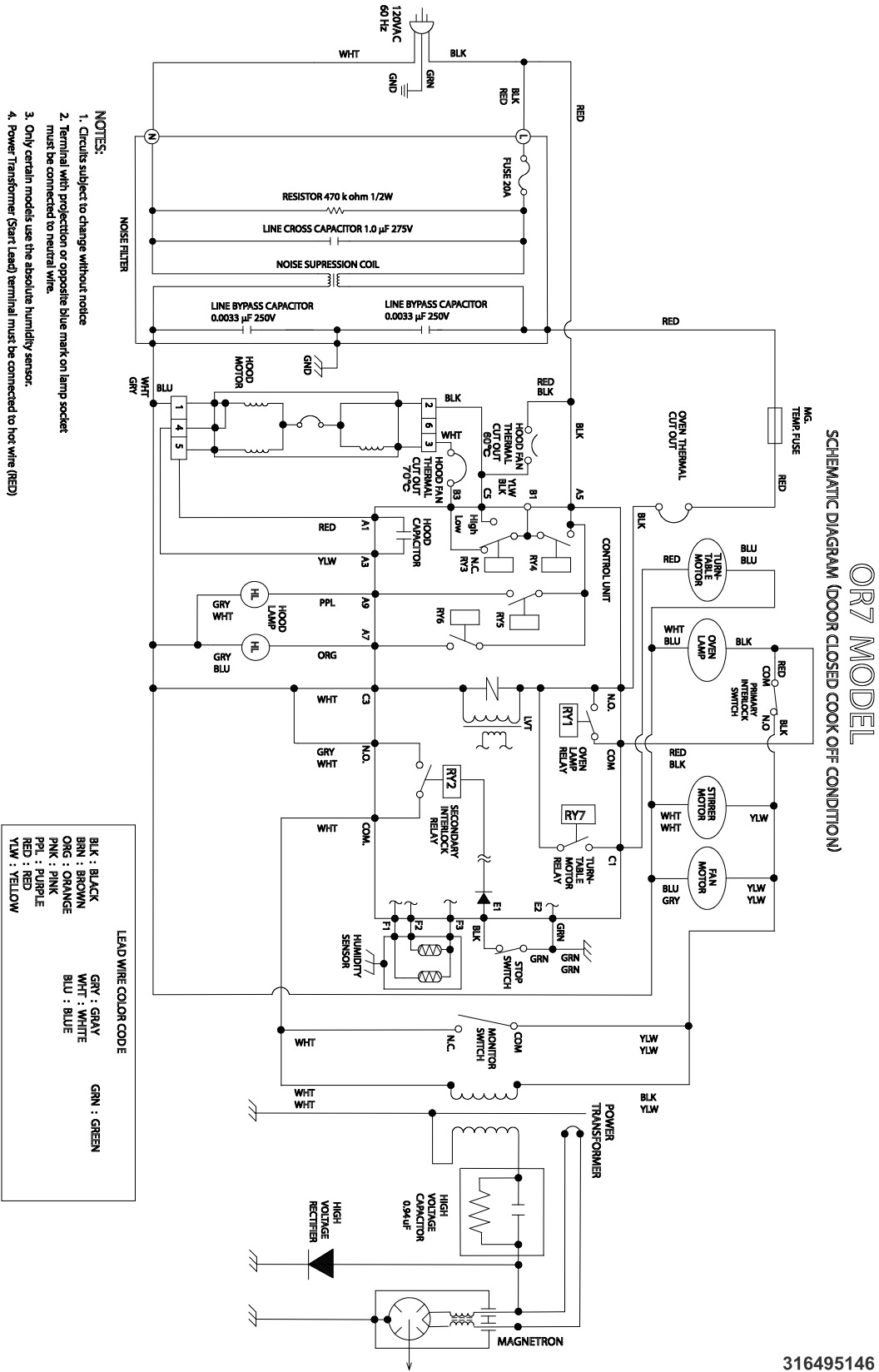
DGMV174KF-CONTROLS

**CONTROL PANEL,DOOR,MISC.**

*Model Index:* A DGMV174K (DGMV174KFC)  
B FGMV174K (FGMV174KFC)

POS. NO	PART NO.		DESCRIPTION
30 #	5304481625	A B	Control Board, printed circuit
31A#	5304473811	A B	Overlay, touch control, black
31B#	5304473813	A B	Touch Control, key pad
31C	5304473818	A B	Cover, control panel, stainless When replacing item 31C, items 31A and 31B must also be replaced.
31D	5304473819	A B	Panel, control mount
32	5304467710	A B	Screw, 3 mm x 8 mm
56	5304468199	A B	Door Stop
63 #	5304473842	A B	Door Assy, stainless, w/handle, glass
65	5304473843	A B	Frame, door, stainless
67	5304440314	A B	Latch, door
69	5304440316	A B	Spring, door latch
71	5304440320	A B	Frame, choke cover, inner door
72	5304468205	A B	Seal, door, film
73	5304471830	A B	Handle, door, stainless, Gallery
74	5304451517	A B	Screw, 4 mm x 8 mm
75	5304468931	A B	Screw, 4 mm x 15 mm
76	5304467765	A B	Hardware Kit, installation
77	5303318761	A B	Sleeve, power cord, grommet
78	5303318762	A B	Screw, toggle
79	5304453895	A B	Screw, 5mm x 85mm
80	5304451552	A B	Screw, 4 mm x 8 mm, silver
81	5304453723	A B	Screw, 5mm x 35mm
82	5304453724	A B	Washer
86	5304468216	A B	Template, installation, top
87	5304468217	A B	Template, installation, wall
89 #	5304492944	A B	Wiring Harness, main
95	5304440338	A B	Rack, microwave oven, wire
96 #	5304467828	A B	Wire, ground
109	5304471837	A B	Badge, nameplate, Gallery
113	5304461192	A -	Screw, 3mm x 8mm
113	5304456930	- B	Screw, 3 mm x 6 mm
114	5304473840	A B	Cover, screw, black

WIRING DIAGRAM



316495146